

Ash Creek Elementary School District

Cochise County

Efficiency peer groups 11 and T-11, Achievement peer group 21

Legislative district(s): 14

District size, location:

Very small, Rural

Students attending:

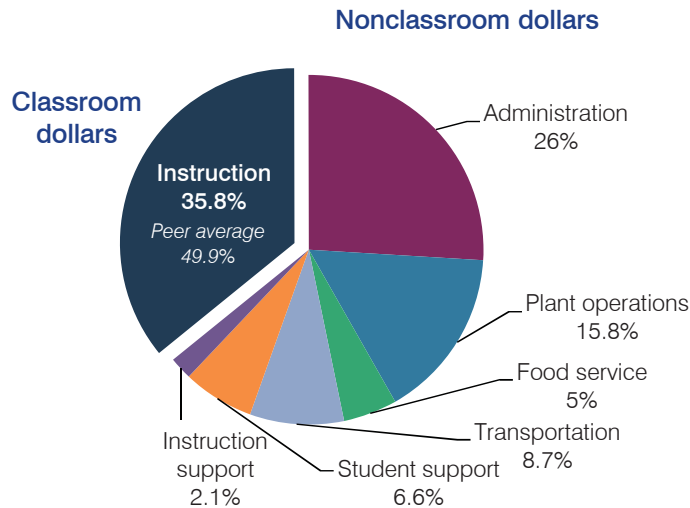
26

Number of schools:

1

OPERATIONAL EFFICIENCY

Spending by operational area



Efficiency measures relative to peer averages

Operational area	Measure	District	Peer average	State average
Administration	Cost per pupil	\$4,940	\$3,013	\$780
	Students per administrative position	26	29	67
Plant operations	Cost per square foot	\$3.60	\$6.80	\$6.09
	Square footage per student	831	370	153
Food service	Cost per meal equivalent	\$5.29	\$5.66	\$2.79
	Cost per mile	\$1.55	\$1.55	\$3.66
Transportation	Cost per rider	\$2,670	\$1,620	\$1,071

Per pupil spending

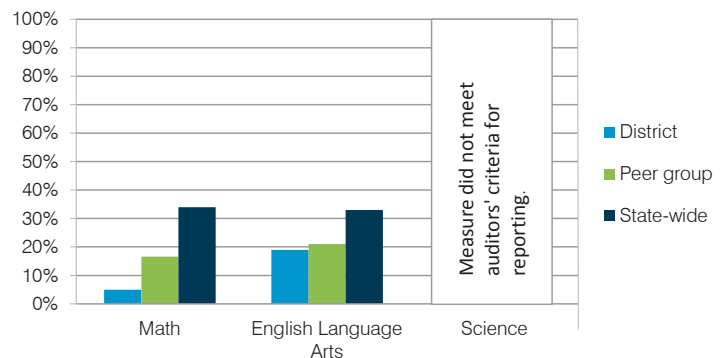
Spending by area	District		Peer average	State average
	2014	2015	2015	2015
Instruction	\$ 9,673	\$ 6,804	\$ 8,258	\$ 4,105
Administration	6,899	4,940	3,013	780
Plant operations	6,076	2,992	2,390	930
Food service	1,568	954	967	417
Transportation	3,433	1,657	1,127	371
Student support	2,020	1,252	664	613
Instruction support	1,433	386	572	442
Total operational	\$ 31,102	\$ 18,985	\$ 16,991	\$ 7,658
Land and buildings	\$ 731	\$ 2,282	\$ 961	\$ 641
Equipment	1,440	362	582	383
Interest	0	0	40	225
Other	0	0	90	150
Total nonoperational	\$ 2,171	\$ 2,644	\$ 1,673	\$ 1,399
Total per pupil spending	\$ 33,273	\$ 21,629	\$ 18,664	\$ 9,057

STUDENT AND TEACHER MEASURES, FINANCIAL ASSESSMENT, AND REVENUE

Student and teacher measures

Measure	District	Peer average	State average
Attendance rate	93%	93%	94%
Graduation rate (2014)	N/A	N/A	N/A
Poverty rate (2014)	45%	46%	23%
Students per teacher	8.6	12.3	18.6
Average teacher salary	\$37,908	\$45,617	\$46,008
Average years of teacher experience	8.2	11.2	11.0
Percentage of teachers in first 3 years	0%	22%	20%

Students who met state standards



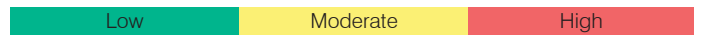
Financial stress assessment

Overall financial stress level: **Low**

Measure: 2013 through 2015

Assessment

Change in number of district students	Small school adjustment
Spending exceeded operating/capital budgets	No overspending
Spending increase election results	No election held
Operating reserve percentage (max. 4%), trend	4.0%, Steady
Years of capital reserve held	More than 3 years
Current financial and internal control status	Not assessed



Per pupil revenues

Revenues by source	District		Peer average	State average
	2014	2015	2015	2015
Federal	\$ 6,288	\$ 2,074	\$ 2,858	\$ 1,299
State	2,325	4,614	4,521	3,517
Local	24,336	16,411	13,591	4,248
Total revenues per pupil	\$32,949	\$23,099	\$20,970	\$ 9,064
Select revenues from common sources				
Equalization formula funding	\$ 10,978	\$ 8,805	\$ 9,139	\$ 5,303
Grants	6,290	3,850	3,089	1,167
Donations and tax credits	24	31	159	78
Select revenues from less common sources				
Desegregation	\$ 0	\$ 0	0 of 53	
Small school adjustment	16,245	10,596	41 of 53	
Federal impact aid	0	0	3 of 53	
Voter-approved levy increases	0	0	7 of 53	

Ash Creek ESD—page 2

Classroom dollar percentage

Year:	2001	2002	2003	2004	2005	2006	2007	2008	2009	2010	2011	2012	2013	2014	2015
Percentage:	45.5	45.6	45.5	47.4	42.6	42.9	42.5	38.0	39.9	33.0	37.9	41.0	41.6	31.1	35.8

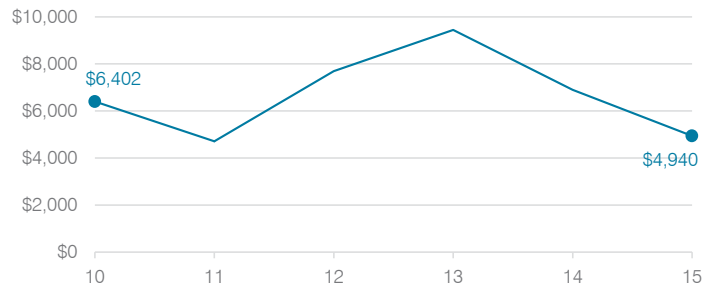
OPERATIONAL TRENDS

Fiscal years as indicated

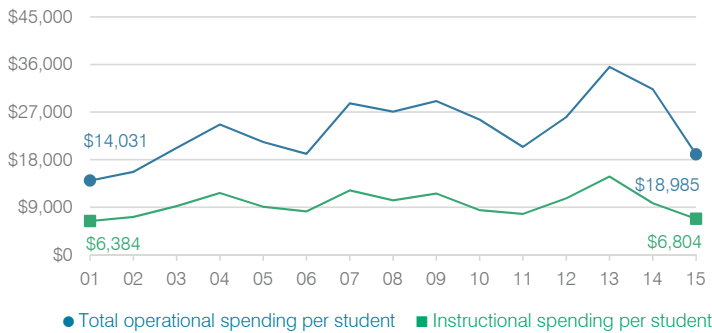
5-year spending trend (2010 through 2015)

Total operational spending per pupil, adjusted for inflation, decreased by 26 percent. The percentage of dollars spent in the classroom varied year to year, increasing overall from 33 to 35.8 percent. As a percentage of total operational spending, all nonclassroom areas also varied year to year, as is common for very small districts.

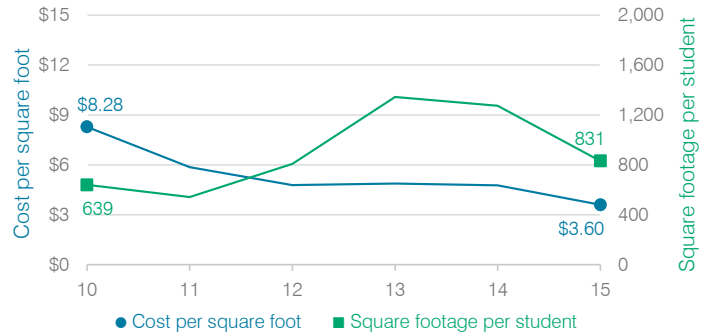
Administrative cost per student



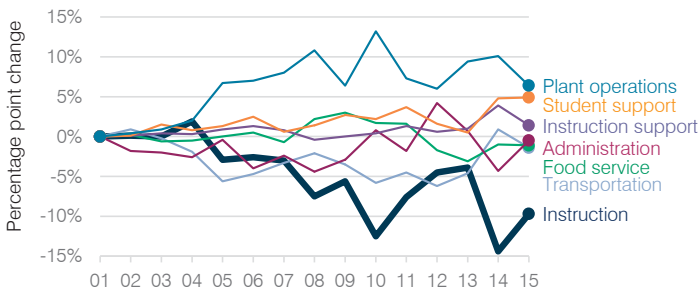
Total operational and instructional spending per student (inflation adjusted to 2015 dollars)



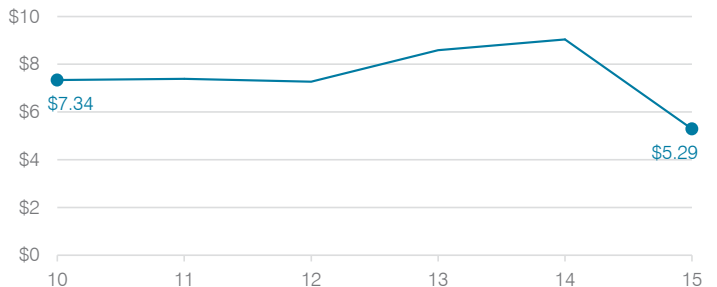
Plant cost per square foot and square footage per student



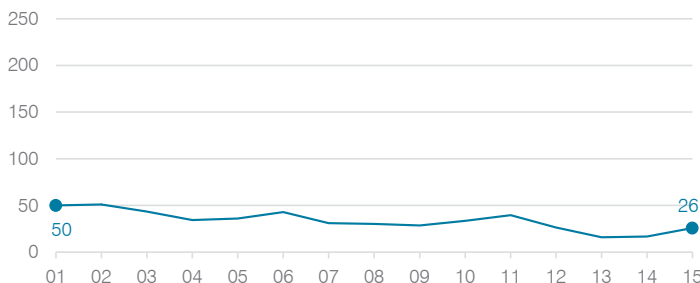
Changes in operational spending percentages



Food service cost per meal



Students attending



Transportation costs per mile and per rider

